

# POLISH-FLEX

The gentle power pack for professionally treating painted surfaces.

# FLEX



POLISH**FLEX** PE 14-2 150



# PE 14-2 150

The new polisher sets the standard.



## The new **POLISHFLEX** PE 14-2 150 was developed by professionals for professionals.

The new **POLISHFLEX** is perfectly adapted to user requirements. Motor and gear unit both operate extremely quietly. The optimum speed range of 380-2100 rpm and the high torque are ideal for treating a variety of surfaces. The ergonomic design and low weight make it easy to reach and prepare even problematical spots. The maximum polishing pad diameter is 200 mm enabling horizontal and vertical surfaces to be quickly and comfortably treated.




The **POLISHFLEX** gear unit is an innovative combination\* of a planetary and lapped angular gear unit. The planetary gear units can transmit very high torques despite their very compact design. Very little noise emerges thanks to sound optimization - even under load.

\*patent pending



The tool has a low-profile gear head to keep the distance from the surface as small as possible. The machine can therefore be operated safely in any position. The SoftGrip cover is ergonomically formed for optimum, precision guidance. If required, a handle can be attached at the side (included as standard equipment).



Powerful 1400 watt motor with highly-efficient ventilator for optimum air flow. The optimized air ducting system ensures the best-possible cooling of gear unit and motor. And there is no annoying exhaust air for the user.



Accelerator switch for a slow and caring start (starting speed at setting 1 (380 - 600 rpm)) and lock-on for continuous operation.



Microprocessor electronics with stepless 380-2100 rpm pre-selection speed.



The spindle lock is ideally positioned to prevent operating error and does not interfere with the grip area.



# The Fast and the Sentimental.

Highest-level quality



## Even now the new **POLISH FLEX** PE 14-2 150 has acquired an excellent reputation.

What have the RUF CTR3 super sports car and the new **POLISH FLEX** in common? Both have been developed to bring about best-possible values in the fields of drive, gear unit, motor output and durability - but with the difference that one of them has to attain its performance very quickly on the asphalt and the other very "gently" on the surface. Along with its internal values, the new **POLISH FLEX** also has a "sportslike" design allowing it to be assuredly "steered" into the most difficult of places.



*The **POLISH FLEX** runs very quietly. Noise optimization is such that it is hardly noticeable even under load.*



*The PE 14-2 150 can even be guided with precision at awkward spots - thanks to its flat design and optimized weight.*



*The maximum polishing pad diameter is 200 mm, making it possible to treat horizontal and vertical surfaces quickly and correctly.*



*By using **FLEX** micro-fibre cloths, residues can be gently and dependably removed. TIP: Remove any excess polishing agents from the surface after each and every use.*

# Overview FLEX Polisher

Which polisher best meets my requirements?

## FLEX is the Polishing Specialist



Metal/Stainless steel



Stone/Natural stone



Coated surfaces

For "coated surfaces", FLEX has the ideal polishing solution for each and every application.

### 1. The gentle power packs

The new **POLISH-FLEX** PE 14-2 150 belongs to our group „gentle power packs“. High torque at low rpm's this is the distinction of this machine. Direct from the start in the low speed range 380 to 400 rpm you can feel the power and torque. Even the most demanding surfaces can be perfectly polished. Especially pleasing is the low gear noise, which professionals have appreciated over the years with our legendary L 602 VR and will certainly impress you with our new PE 14-2 150 polisher.

### 2. The Allrounder

A wide speed range from 1100/1200 rpm to 3700 rpm is what distinguishes these small and handy allrounders from FLEX. There is a choice between our classic L 1503 VR with sliding switch and motor housing grip or the ergonomic version L 3403 VRG with slim rear grip and accelerator switch.

### 3. The Rotary-orbital polisher

With its combined rotary and orbital movement the XC 3401 VRG imitates the movement of the human hand. The surface stays cool and gives the perfect finish. Coated surfaces are not only polished but also sealed and conserved. Surfaces can be treated without the fear of holograms. The XC 3401 VRG is especially suited to remove polishing marks and holograms.

### 4. The Specialist

The polisher L 1202 is particularly for applications with wood or stainless steel. This machine uses extra large buffing wheels, polishing mops and brushes.

	The gentle power packs		The Allrounder		The Rotary-orbital Polisher	The Specialist
	 PE 14-2 150	 L 602 VR	 L 3403 VRG	 L 1503 VR	 XC 3401 VRG	 L 1202
Power input (watt)	1400	1500	1400	1200	900	1600
Max. back-up pad diameter (mm)	200	220	160	160	160	250
Speed without load (rpm)	380-2100	400-2400	1100-3700	1200-3700	160-480	1750
Weight (kg)	2,2	3,3	2,2	1,9	2,6	5,1
Available as set version	yes	yes	yes	no	yes	no
Drive	rotary	rotary	rotary	rotary	rotary orbital	rotary

# The gentle power packs



## PE 14-2 150

### Compact variable-speed polisher with a high torque

- VR electronic control: stepless speed selection, tachogenerator-controlled constant speed, overload protection, restart inhibit and temperature monitoring.
- Powerful 1400 watt motor with highly-efficient ventilator for optimum cooling
- Continuous speed control trigger: for a gentle start, starting speed at Setting 1 (380 - 600 rpm) and a lock-on for continuous operation
- Optimised air ducting for optimum cooling of motor and gear. No annoying exhaust air for the user
- Innovative combination of planetary and angular gears reduces noise to an absolute minimum
- Flat gear head reduces distance to the surface. The machine can therefore be operated safely in any position.
- Grip hood: ergonomically shaped with SoftGrip. The Machine can be controlled with precision and is always comfortable yet secure to hold.
- Spindle lock: It is ideally positioned to prevent operating error and does not interfere with the grip area.
- With rubberised backing to protect machine and work surface
- 4 metres PUR H05-BQF cable: wear-resistant, flexible and highly resistant to cuts and abrasions



### SPECIFICATIONS

Max. back-up pad diameter	150 mm
Max. polishing pad diameter	200 mm
Speed without load	380-2100 rpm
Power input	1400 watt
Power output	880 watt
Tool fixture	M 14
Dimensions (L x H)	402 x 117 mm
Weight	2.2 kg

Type	Order No.
PE 14-2 150 / 230 V	373.680
PE 14-2 150 set version / 230 V	376.175

### Standard equipment

**PE 14-2 150**  
1 handle

### Standard equipment

**PE 14-2 150 set version:**  
1 handle  
1 velcro backing pad cushioned Ø 150 mm  
1 polishing sponge, blue Ø 160 mm  
1 polishing sponge, black Ø 160 mm  
1 polishing lambswool premium Ø 160 mm  
SpecialPolish 250 ml  
NanoPolish & Wax 250 ml  
1 microfibre polishing cloth premium  
Plastic carrying case

## L 602 VR

### Variable-speed polisher with two grip variations

- Highly efficient and resilient motor for more power output
- VR electronic control: tachogenerator constant speed control, soft start with continuous speed control trigger, overload protection, temperature monitoring and speed selection with optimized low-speed range
- Integrated air deflection: protects against direct air flow
- Optimum handling by balanced weight distribution and 3 grip variants, depending on use
- Perfect cooling for heavy-duty use.
- Rubber rest bar protects machine and surface of workpiece when changing pads
- Powerful machine in compact, lightweight design
- Spindle lock



### SPECIFICATIONS

Max. back-up pad diameter	220 mm
Max. polishing pad diameter	160 mm
Speed without load	400-2400 rpm
Power input	1500 watt
Power output	1000 watt
Tool fixture	M 14
Weight	3.3 kg

Type	Order No.
L 602 VR / 230 V	329.800
L 602 VR set version / 230 V	329.819

### Standard equipment

#### L 602 VR:

1 grip cover  
1 side handle  
1 bail handle

### Standard equipment

#### L 602 VR set version:

1 grip cover  
1 side handle  
1 bail handle  
1 velcro backing pad 150 Ø  
1 velcro sponge 200 Ø x 30  
1 microfibre polishing cloth  
1 special abrasive polish 250 ml  
1 profi high gloss polish 250 ml

# The Allrounder



## L 3403 VRG

### Polisher with continuous speed control trigger

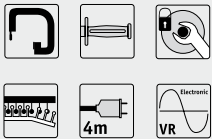
- VR microprocessor control: with tachogenerator constant speed control, soft start, continuous speed control trigger, restart protection after power failure, overload protection, temperature monitoring and speed selection
- Extended speed range
- High-powered motor: can handle extreme loads
- Ergonomic design
- Slim shaft grip with ergonomic bail handle for optimum handling and fatigue-free polishing
- For a perfect deep shine: clean polished surface with the micro-fibre cloth
- Spindle lock



## L 1503 VR

### Polisher with a wide speed range

- VR electronic control: tachogenerator-controlled constant speed, soft-start, overload protection and speed selection
- Extended speed range
- High-powered motor: can handle extreme loads
- On/off switch
- Spindle lock



### SPECIFICATIONS

Max. back-up pad diameter	160 mm
Max. polishing pad diameter	125 mm
Speed without load	1100-3700 rpm
Power input	1400 watt
Power output	880 watt
Tool fixture	M 14
Weight	2.2 kg

### Type

L 3403 VRG / 230 V	299.278
L 3403 VRG set version / 230 V	313.807

### Standard equipment

**L 3403 VRG:**  
1 bail handle  
1 side handle

### Standard equipment

**L 3403 VRG set version:**  
1 bail handle  
1 side handle  
1 velcro pad 125 Ø  
1 velcro sponge blue, 160 Ø x 30  
1 velcro sponge white, 160 Ø x 30  
1 microfibre polishing cloth  
1 special abrasive polish 250 ml  
1 profi high gloss polish 250 ml



### SPECIFICATIONS

Max. back-up pad diameter	160 mm
Speed without load	1200-3700 rpm
Power input	1200 watt
Power output	700 watt
Weight	1.9 kg

### Type

L 1503 VR / 230 V	250.280
-------------------	---------

### Standard equipment:

1 side handle  
1 grip cover

# The Rotary-orbital Polisher

# The Specialist



## XC 3401 VRG

## L 1202

### Positive-drive rotary-orbital polisher

- VR microprocessor control: with tachogenerator constant speed control, soft start, continuous speed control trigger, restart protection after power failure, over-load protection, temperature monitoring and speed selection
- 8 mm orbit for high efficiency
- Permanent direct drive for an even polished surface
- Cushioned special hook and loop pad for polishing.
- Removable, ergonomic handle and guard for optimum handling in all applications
- Low heat generation on the surface makes it ideal for temperature-sensitive paints
- Counterweight for smoother operation
- Low height and low weight
- Spindle lock

### Powerful low-speed polisher, 1600 watt

- High-powered motor: can handle extreme loads
- Low speed, high torque
- Rugged metal composite housing for optimum heat dissipation
- For continuous use with large polishing heads for brushing, polishing and buffing wood and stainless steel
- On/off switch
- Spindle lock



#### Standard equipment

- XC 3401 VRG:**
- 1 grip cover
  - 1 SoftVib handle
  - 1 bail handle
  - 1 special velcro pad, 140 Ø

#### Standard equipment

- XC 3401 VRG set version:**
- 1 grip cover
  - 1 SoftVib handle
  - 1 bail handle
  - 1 special velcro pad, 140 Ø
  - 1 velcro sponge white, 160 Ø x 30
  - 1 microfibre polishing cloth
  - 1 set bag
  - 1 special abrasive polish 250 ml
  - 1 profi high gloss polish 250 ml

#### SPECIFICATIONS

Max. back-up pad diameter	<b>160 mm</b>
velcro pad-Ø	<b>140 mm</b>
Speed without load	<b>160-480 rpm</b>
Hub	<b>8 mm</b>
Leerlaufhubzahl	<b>3200-9600 rpm</b>
Power input	<b>900 watt</b>
Power output	<b>590 watt</b>
Weight	<b>2.6 kg</b>

#### Type Order No.

XC 3401 VRG / 230 V	<b>322.008</b>
XC 3401 VRG set version / 230 V	<b>334.081</b>



#### SPECIFICATIONS

Max. back-up pad diameter	<b>250 mm</b>
Max. polishing pad diameter	<b>175 mm</b>
Speed without load	<b>1750 rpm</b>
Power input	<b>1600 watt</b>
Power output	<b>1100 watt</b>
Tool fixture	<b>M 14</b>
Weight	<b>5.1 kg</b>

#### Type Order No.







L 1202 / 230 V	<b>278.688</b>
----------------	----------------

#### Standard equipment:

- 1 side handle
- 1 hand guard
- 1 grip holder








# FLEX Professional Polisher

## Accessories

		Dimensions in mm	Type	QP	Order No.	PE 14-2 150	L 602 VR	L 3403 VRG	L 1503 VR	XC 3401 VRG	L 1202
<i>The gentle power packs</i>											
<i>The Allrounder</i>											
<i>The Rotary-orbital Polisher</i>											
<i>The Specialist</i>											
<b>SpecialPolish</b>											
	Silicon-free, fine polishing compound for a high-degree of material removal and a medium sheen. For removing, for instance, ingrained dust, paint mists, fine scratches in combination with the lambswool. Together with the right sponge, ideally suited for removing signs of wear, restoring weathered paints.	250 ml	P 05/03		1 376.574	■	■	■	■	■	■
<b>NanoPolish &amp; wax</b>											
	Silicon-free, high-gloss polish with nano compound particles and carnauba wax. For polishing new to slightly scratched paints. Ideal for scratch-resistant paintwork. Also gives a perfect finish to paintwork pretreated with the fine polishing compound. High-gloss finish and protection in one.	250 ml	P 02/06		1 376.566	■	■	■	■	■	■
<b>microfibre polishing cloth classic</b>											
	Seamless, washable. For gentle removing polishing and sealing residues. For a perfect surface finish and brilliant deep sheen.	400 x 400			1 317.098	■	■	■	■	■	■
<b>microfibre polishing cloth premium</b>											
	Thanks to the very high soft pile, residues can be picked up reliably and gently. This is what makes the micro-fibre cloth ideal for an optimum paint finish. It can also be used for car wash purposes. Long service life. washing machine safe (without softener).	400 x 400			1 376.531	■	■	■	■	■	■
<b>Velcro-backed pad with gearwheel</b>											
	Damped special hook and loop backing pad for sponges up to max. Ø 160 mm. The special fixing allows use of this pad only with the XC 3401 VRG.	140 Ø			1 342.637	-	-	-	-	■	-
<b>Velcro pad, cushioned</b>											
	12 mm cell rubber for even pressure distribution for sanding, polishing or sealing.	115 Ø			1 240.311	■	-	■	■	-	-
		125 Ø			1 350.737	■	■	■	■	-	-
		150 Ø			1 350.745	■	■	■	■	-	■











- The gentle power packs
- The Allrounder
- The Rotary-orbital Polisher
- The Specialist

	Dimensions in mm	Type	QP	Order No.	PE 14-2 150	L 602 VR	L 3403 VRG	L 1503 VR	XC 3401 VRG	L 1202
<b>Velcro backing pad M 14</b>										
 <p>Elastic backing pad with velcro cover.</p>	115 Ø		1	208.817	■	-	■	■	-	-
	125 Ø		1	231.983	■	■	■	■	-	-
<b>Polishing sponge, blue</b>										
 <p>Sponge of a medium-hard, coarse foam structure and high resistance to tearing. With setback velour for assured polishing and as a centering aid. Particularly for weathered, dull paints and for scratches in combination with the SpecialPolish compound.</p> <p>* Only to be used with velcro backing pad max. Ø 125 mm</p>	140 Ø x 30 *	PS-B 140	1	376.388	■	■	■	■	-	-
	160 Ø x 30	PS-B 160	1	376.396	■	■	■	■	■	■
	200 Ø x 30	PS-B 200	1	376.418	■	■	-	-	-	■
<b>Polishing sponge, white</b>										
 <p>Sponge of a medium-hard, fine foam structure and highly resistant to tearing. With setback velour for assured polishing and as a centering aid. Particularly for removing minor traces of wear and streaks in combination with the SpecialPolish compound.</p> <p>* Only to be used with velcro backing pad max. Ø 125 mm</p>	140 Ø x 30 *	PS-W 140	1	376.426	■	■	■	■	-	-
	160 Ø x 30	PS-W 160	1	376.434	■	■	■	■	■	■
	200 Ø x 30	PS-W 200	1	376.442	■	■	-	-	-	■
<b>Polishing sponge, black</b>										
 <p>Sponge of an extremely soft and fine foam structure. With setback velour for assured polishing and as a centering aid. Ideally suited – together with the SpecialPolish compound – for removing holograms and also for paint care and sealing in combination with the NanoPolish &amp; Wax.</p> <p>* Only to be used with velcro backing pad max. Ø 125 mm</p>	140 Ø x 30 *	PS-BL 140	1	376.450	■	■	■	■	-	-
	160 Ø x 30	PS-BL 160	1	376.469	■	■	■	■	■	■
	200 Ø x 30	PS-BL 200	1	376.477	■	■	-	-	-	■
<b>Polishing sponge wafer, black</b>										
   <p>Wafer sponge of an extremely soft and fine foam structure. The special PerfectTouch sandwich design and extra firm white foam layer give the pad much more stiffness and it does not compress so easily. As a result, holograms and micro-scratches, in particular, can be more efficiently and reliably removed. The special design also extends the service life of the polishing disc. With setback velour for assured polishing and as a centering aid. Ideally suited – together with the SpecialPolish compound – for removing holograms and also for paint care and sealing in combination with the NanoPolish &amp; Wax.</p> <p>* Only to be used with velcro backing pad max. Ø 125 mm</p>	140 Ø x 30 *	PSW-BL 140	1	376.485	■	■	■	■	-	-
	160 Ø x 30	PSW-BL 160	1	376.493	■	■	■	■	■	■
	200 Ø x 30	PSW-BL 200	1	376.507	■	■	-	-	-	■







# FLEX Professional Polisher

## Accessories

		Dimensions in mm	Type	QP	Order No.	PE 14-2 150	L 602 VR	L 3403 VRG	L 1503 VR	XC 3401 VRG	L 1202
<i>The gentle power packs</i>											
<i>The Allrounder</i>											
<i>The Rotary-orbital Polisher</i>											
<i>The Specialist</i>											
<b>Polishing lambswool classic</b>											
	Polishing lambswool con-sisting of 90% natural wool and 10% polyester. This combination provides for longer service life and greater volume. For a high polishing effect in combination with the special polish.	150 Ø	TW-C 150	1	342.521	■	■	■	■	■	■
		200 Ø	TW-C 200	1	350.265	■	■	-	-	-	■
<b>Polishing lambswool premium</b>											
	Polishing lambswool con-sisting of 90% natural wool and 10% polyester. This combination provides for longer service life and greater volume. And it can remove sanding scratches, for example, 30% faster than with using a sponge. Ideal for UV paints and the latest generation of scratch-resistant paints. For a great polishing effect in combination with the SpecialPolish. The special Perfect-Touch sandwich design and extra orange foam layer gives the pad that slight degree of cushioning and much greater stiffness. This allows for a perfect surface contact even in problem areas and an optimal and exact guiding.	140 Ø *	TW-P 140	1	376.515	■	■	■	■	-	-
			160 Ø	TW-P 160	1	376.523	■	■	■	■	■
											
	* Only to be used with velcro backing pad max. Ø 125 mm										
<b>Flexible backing pad</b>											
	Backing pad from cellular rubber with rounded edges, for lambswool bonnet. Ensures for even pressure when polishing. M 14 thread.	175 Ø		1	123.862	■	■	-	-	-	■
<b>Lambswool bonnet</b>											
	With tightening cord, suitable for elastic backing pad, order no. 123.862. Made of high-quality lambswool for efficient processing of polishing pastes.	180 Ø		1	123.870	■	■	-	-	-	■
<b>Backed fleece</b>											
	Fibre-back with M 14 threaded flange for removing scratches in glass, stainless steel, acrylic and high-gloss polishing of stainless steel. Use only with the respective polishing mediums.	125 Ø		1	122.726	■	■	■	■	-	■
		175 Ø		1	122.734	■	■	-	-	-	■
<b>Spare fleece</b>											
	With fiber backing.	125 Ø		1	122.742	■	■	■	■	-	■
		175 Ø		1	122.750	■	■	-	-	-	■



- The gentle power packs
- The Allrounder
- The Rotary-orbital Polisher
- The Specialist

	Dimensions in mm	QP	Order No.	PE 14-2 150	L 602 VR	L 3403 VRG	L 1503 VR	XC 3401 VRG	L 1202
<b>Muslin buffing wheel, coarse</b>									
 <p>For general polishing. Vertical running, for pre-polishing, polishing, and repolishing using appropriate buffer wax. Order no. 123.765: 2 pieces needed.</p>	150 Ø x 40	1	250.159	-	-	-	-	-	■
	250 Ø x 25	2	123.765	-	-	-	-	-	■
<b>Flannel buffing wheel, medium</b>									
 <p>For high-gloss polishing. Vertical running, for preliminary polishing, polishing, and repolishing using appropriate buffer wax. Order no. 123.773: 2 pieces needed.</p>	150 Ø x 40	1	250.158	-	-	-	-	-	■
	250 Ø x 25	2	123.773	-	-	-	-	-	■
<b>Buffing wheel mount, M 14</b>									
	60	1	123.803	-	-	-	-	-	■
<b>Carry bag for polisher</b>									
 <p>Practical mobile carry bag offer lots of room for machine and accessories, with variable pockets.</p>		1	333.573	■	-	■	■	■	-
<b>SoftVib side handle</b>									
 <p>SoftVib handle with vibration cushioning, significantly reducing the vibration transmitted to hands and arms and reducing the risk of vibration-related injury to the operator.</p>		1	316.857	■	-	■	■	■	-
<b>Carry case</b>									
 <p>Carry case for POLISHFLEX, L 3403 VRG, L 1503 VR, XC 3401 VRG.</p>		1	377.198	■	-	■	■	■	-
<b>Case insert – lid</b>									
		1	377.201	■	-	■	■	■	-
<b>Case insert – bottom</b>									
		1	377.228	■	-	■	■	■	-

# FLEX Polishing System

For perfect paint surfaces



Whether it is a matter of polishing, paint care, sealing or one of scratches or hologram effects, we not only have the optimum machinery but can also help you in all questions to do with treating painted surfaces.

Demands are being constantly placed on vehicle paintwork – from weather and air pollution, on the one hand, and from mechanical effects, on the other. The consequences come in the form of streaks and scratches. Parts of the paint surface become lacklustre and dull. The damage is particularly conspicuous on dark shades and under the sun's rays. Just as annoying are hologram effects. Although very small, they still leave dull, greyish traces on the paint surface – just like a film of grease.

Just one more thing to mention: before putting right any paint damage or flaws, the surface should be prepared as usual by sanding down the surface with the right grain. Moreover after any work, we would recommend wiping the surface with a micro-fibre cloth to remove any polishing residues. It also pays to be aware of the different ways in which lambswool and sponge operate. Although soft, fluffy top wool continues to be looked upon as ideal for final polishing, in reality it is extremely aggressive. The fact that the polishing agent is intensively placed on and around the fibres increases the impact of the polish four-fold. This means that with lambswool the time needed and heat generated are lower compared to the sponge.

## Tips and tricks:

1. Before starting, the best thing is to mask off any rubber parts, seals and paint-free sections. This saves you from having to undertake troublesome cleaning at the end.
2. Make use of the recommended combination of machine and pad polish.
3. Test the polish beforehand on a small, non-visible area.
4. Start with speed step 1 and go up to a maximum 2300 rpm.
5. Keep checking on the surface temperature with the back of your hand. It should be warm to the touch – and not any hotter. Too much pressure and an excessive speed will result in surface damage.
6. Let the machine's own weight do the work.
7. Any contamination of lambswool and sponge can have a major negative effect on the outcome.
8. Always use the same sponge/lambswool for the same polishing agent.
9. Moisten the sponge and/or lambswool before polishing and undertake a preliminary seal. This eases the work for you and stops the polish and/or sealing from rapidly drying out.
10. As a dry polish can damage the surface, you should repeatedly moisten the surface with a sprayer.
11. You should keep the machine constantly in motion both to stop any surface damage and for an even finish.
12. On finally finishing, you should then remove any surplus polishing agents from the surface – done with a clean micro-fibre cloth which is always used for just one agent.
13. Cleaning lambswool, sponge and the micro-fibre cloth after use will promote their longevity.



## Recommended applications

The gentle power packs

The rotary-orbital Polisher

The Allrounder



Orange peel effect



Dust inclusions



Deep scratches



Polishing lambswool



Scratches



Slight signs of wear



Holoqram effects



High-gloss finish/Care



Polishing sponge blue

SpecialPolish



Polishing sponge black



NanoPolish & Wax



Polishing sponge white



To remove any deep-seated scratches, we would recommend using the polishing lambswool together with FLEX SpecialPolish.



Scratches can be removed using the blue polishing sponge and FLEX SpecialPolish.



Holoqram effects can best be worked on with the black polishing wafer sponge and FLEX SpecialPolish



The XC 3401 VRG rotary-orbital polisher and FLEX NanoPolish & Wax are ideal for sealing and care.

# FLEX Professional Tips

Polishing and more.



Polishing is not polishing. In the everyday world, the term is synonymous with smoothly sanding down a surface for a gloss finish. The professional definition, by contrast, is more widely construed. A good "polish" including paint preparation and care comprises the following 3 steps:

**POLISHING: Using mechanical operations to achieve a smooth, yet high-gloss surface.**



## Professional tips for polishing

- Never use polishing agents in the sun, at high temperatures or when the air humidity is high.
- Thoroughly wash the paint surface each time before it is worked on and allow to dry.
- Do not use any dirty cloths or sponges.
- Avoid any transitions which lead to irregularities and streaks forming.
- Regularly change and clean the polishing sponge.
- Use the polish sparingly. Too much polishing agent makes polish removal that much more arduous and also impairs quality.

**SEALING: Permanently seal porous surfaces.**



## Professional tips for sealing

- Firstly clean intensively.
- Clean the surface of all dead paint and tinting particles.
- Caution - incorrect application leads to both the paint surface and dirt being sealed in.

**PAINT CARE: Wax to ensure paint care.**



## Professional tips for paint care

- Thoroughly clean the surface beforehand
- Apply agents sparingly and uniformly
- Make sure the surface is absolutely dry
- Avoid the sun's rays, excessive heat, humidity and temperatures below freezing.

# FLEX Professional Tips

## Rotary or orbital?



As with many other questions in life, there is no clear-cut reply to this particular question. Just as with selecting the right polish, recommending a rotary or a orbital machine depends very much on the work you have in store. On a fundamental note it can be said that rotary machines are more in evidence in the professional trade sector. Even so, orbital machines are willingly made use of for finishing work in this sector. In the semi-professional world, preference is often for tools with that orbital rotational motion.

### Rotary: caring and aggressive


Polishing is very much a matter of feeling and precision. Nevertheless by using a rotary machine you will as a professional assuredly master every situation to be worked on. Two aspects, however, need to be noted. Firstly, a rotation movement impacts much more aggressively on the surface than a orbit polisher does. Secondly, non-professional application may very quickly produce hologram effects.



e.g the L 3403 VRG rotation polisher

#### Ideal for:

- Dust inclusions
- Orange peel effect
- Paint runs
- Spray mist
- Markedly weathered paints
- The usual scratches
- Paint cleaning



### ROTARY-ORBITAL: Effective and efficient

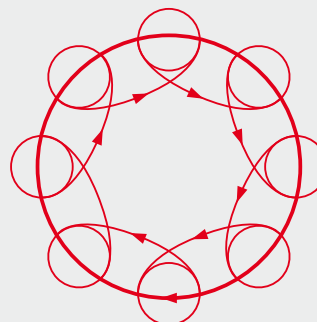
Eccentrics are, by nature, specialists and not often liked much by their fellow beings. However, this in no way applies to polishers with that excentric (rotary-orbital) motion and permanent positive drive. No surprise really since these polishers ensure effective, efficient work. Thanks to the special motion and large stroke length, paint surfaces can be excellently sealed and polished to the exclusion of any hologram effects. The machine can also remove any hologram effects and polishing haze present – and particularly so on dark paints.



Rotary-orbital polisher XC 3401 VRG

#### Ideal for:

- Weathered paints
- Slight scratches
- Slight signs of wear
- Removing hologram effects
- Streaks
- Hair lines
- High-gloss polishing
- Sealing



*Professionals also use rotation polishers to work on this kind of paint damage.*

# FLEX. More than simply polishing.



## The tops in whatever discipline.

The FLEX programme for professional metal surface finishing.

FLEX has probably the most extensive range for the metal surface finishing professionals. The range stretches from universal products such as angle and straight grinders through to band and circular saws and to a host of specialities such as burnishing machines and tube belt grinders. Metalwork shops, fitters' workshops and railing constructors, for instance, can always rely on FLEX.





### Master of all the classes.

The FLEX programme for professional stoneworking.

Stone has its own laws as well as its own peculiarities and sensitiveness. This is something known all too well to stone masons, stone sculptors as well as to garden constructors and landscapers. That is why they work natural and artificial stone with FLEX machinery and accessories. All the more so since FLEX sets the standards all the way from wet grinders and stone cutting through to bush-hammers. This holds true in matters of robustness, dependability, handling and maintenance friendliness.



### Everything covered.


The FLEX programme for all professional renovation, improvement and modernisation work.

Whether it is a matter of preparing surfaces, chiselling work to remove plaster or masonry or drilling holes for anchoring systems – the precision, dependability and handling of professionals never fails to impress. And it is quite obvious that this is admirably true for their tools and accessories. At FLEX each is a master of his particular field – from the wall and ceiling sanders through to mixers and mobile vacuum cleaners.

[www.flex-tools.com](http://www.flex-tools.com)

# FLEX

## FLEX. The Original.



*This means performance: the high-speed angle grinder – a FLEX invention*

For more than 85 years, Stuttgart-based FLEX has been known as a manufacturer of high-quality power tools. This is one of the secrets of our success: We are closely aligned with the requirements of craftsmen. This results in products that are famous for their long service life, performance and high functionality in many industries. For more, see [www.flex-tools.com](http://www.flex-tools.com)



With friendly support from:  
RUF Automobile GmbH, Pfaffenhausen  
[www.ruf-automobile.de](http://www.ruf-automobile.de)

For more information about **POLISH-FLEX** and all other FLEX products please contact your competent FLEX retailer or [www.flex-tools.com](http://www.flex-tools.com)!  
For exact directions, contact us per phone under +49 (0) 7144 828-0 or by email at [info@flex-tools.com](mailto:info@flex-tools.com)

Your specialist retailer